



Electric Kettle Instruction Manual

Stainless steel interior
burn Protective exterior
Safety use
silence boil

MODEL : JK17MB-150





CONTENTS

03 part and function

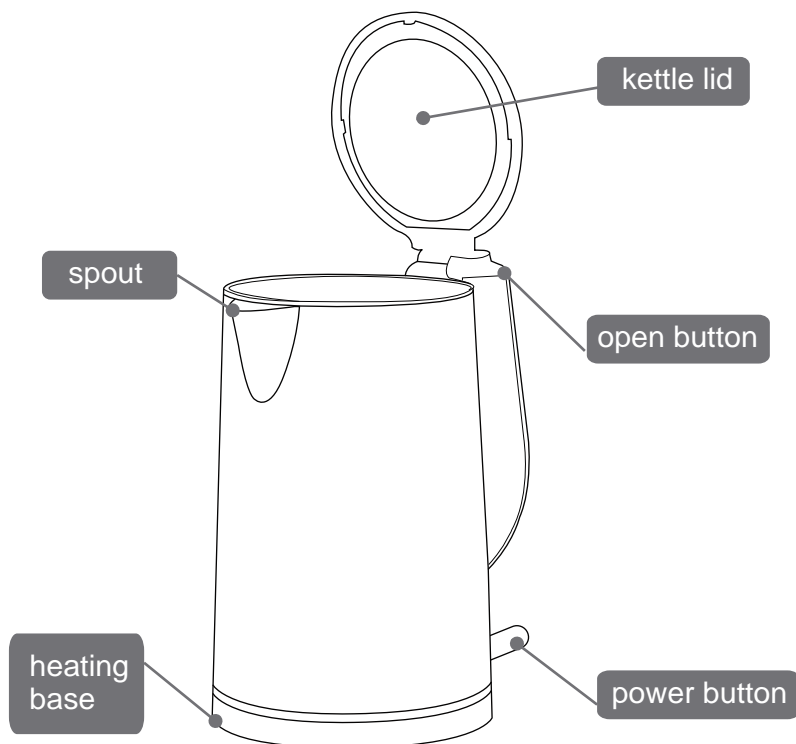
04 warning

05 caution

06 how to use

07 cleaning and storage

08 specification and warranty

**kettle lid**

You can open kettle lid with the open button. When closing, close it by pressing lightly.

*There is a risk of damage if open kettle lid manually because the kettle lid is opened with open button automatically.

open button

Used to open the kettle lid. When closing, close it by pressing the kettle lid lightly with your hand manually.

power button

if you want to boiling or warming water, lightly press down to activate. When the water is boiled, it automatically 'clicks' and returns back to the position..

base

When boiling water, place the electric kettle body. The body can be rotated 360 degrees on this heating base.

* Avoid direct contact with water on this heating base, as there is a danger of electric leakage or electric shock from water.

spout

Be careful use when come out the hot water.

carefully and use it correctly. The precautions given in the User Manual are intended to safely and correctly use to prevent injury or damage to customers and others.



warning that may cause death or serious injury.



caution that may cause minor injuries and loss of property or property because of fire.



prohibition do not allowed



guideline to be followed for safety.



warning



Do not use a deformed or damaged power plug and cord. It may cause fire or electric shock. Please contact the customer service center for replacement and repair.



Do not allow this product to be used alone by persons with physical, sensory, or mental difficulties (including children who need instruction on the product) and those who are unfamiliar with it without the supervision of a guardian. Doing so can cause burns, injury and electric shock.



Do not spray water on the main body and heating base or contact a large amount of water. It may cause fire, electric shock or malfunction.



Do not place the main body, heating base, and power cord near high temperature equipments such as gas stoves and toasters. It may cause electric shock due to deformation or damage.



Do not touch the metal part of the body bottom which to connection part to heating base and the heat base, or put a metal object such as a pin in the hole to cause burns or electric shock.



Do not bend or pinch the power cord excessively, and do not pull it excessively or fix it into a drawer. It may cause fire, burns and electric shock.



Do not look into the spout or forward to people during operation. It may cause burns and injuries.



Do not disassemble or modify. It may cause fire and electric shock..





















Auto-off function does not work if not close the kettle lid correctly. At this time the power will not turn off even if water boils. If the lid is open, boiling water will flow out and cause burns and causing a fire.



Be careful infants and children do not touch the pot. It may cause fire, burns, electric shock or injury.



If the bottom of kettle or handle is cracked or shakes severely during use, stop using it immediately. Damage to the main body or boiling water may leak, causing burns and electric shock.

-  Do not place the main kettle on an unstable surface. The kettle may fall, causing burns and injury.
-  ~~전용 전원 베이스 이외는 사용하지 마십시오. 또한 전원 베이스를 다른 전기 주전자용으로 사용하지 마십시오. 화재, 화상 및 감전의 원인이 됩니다.~~
-  ~~물이 끓는 도중 혹은 물이 끓은 후 잠시 동안은 손잡이 이외 부분(본체 표면, 뚜껑, 노즐)을 만지지 마십시오. 화상의 원인이 됩니다.~~
-  Do not put your face or hands close to the steam outlet and spout while the water is boiling or for a while after the water boils. This may cause steam burns.
-  Do not leave the power plug in the outlet for a long time. Dust can accumulate and cause a fire.
-  Do not place it on top of appliances that use heat, such as gas stoves, stoves, electric heaters, and IH cookware. It may cause fire or malfunction.
-  Do not touch the metal parts of the power plug and heating base with wet hands. It may cause electric shock.
-  Do not use outdoors or in humid places. It may cause electric shock.
-  Do not move the body by holding parts other than the handle (such as lids and spout). The main kettle may fall, resulting in burns, injury and malfunction.
-  Do not hit the spout or subject it to impact. Boiling water leaks from the spout connection and may cause burns..
-  Do not drop down or hit shock the main body and heating base. Doing so can cause fire, burns, electric shocks, injuries and breakdowns.
-  Do not use anything other than water. It may cause flow out or burns of the contents..
-  Do not tilt the body excessively. Also, do not tilt in the opposite direction of the spout. Boiling water may leak from the steam outlet and the bottom of the product, causing burns.
-  Do not block the steam outlet spout when boiling water. Boiling water is instantaneously ejected from the spout, causing burns..
-  Keep the rated capacity (0.2L to 1.7L). If the quantity is small, the empty kettle will be boiled, causing malfunction. If the quantity is lot, water boils and overflows, causing burns
-  Use an outlet with a rated voltage of 120V alone. Also, when using an extension cord, use a cord with a rated current of 2000 W or higher. It may cause fire.
-  If the spout shakes, stop using it immediately. Boiling water may leak and cause burns and electric shock.
-  Install it in a place where pets and curtains cannot touch. This may cause the body to fall, resulting in burns and injury.

Please be careful about power consumption

If this product and several electrical products are used at the same time, the circuit breaker may go down. Please be careful.

※ This product uses 1500W for power consumption.

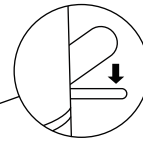
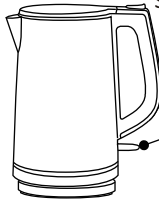
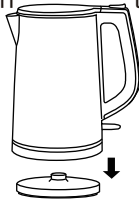
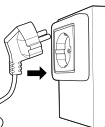
1. When opening the lid and filling with water, do not exceed the maximum (MAX) mark on the inside.



Do not put in anything other than water. It may be ejected immediately and cause burns..



2. Close the kettle lid, and then the power plug into the outlet, and press the power button to start operation.

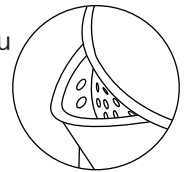


The power button
It works ON
when you
press down
as shown in
the figure.

3. When the water is completely boiled, you can separate the kettle from the heating base and use it. At this time, please be careful as the water may be very hot.

* When using the first product, throw out the first boiled water and use it.

4. The inside of the water spout has a filter structure. If you boil tea leaves, etc., please be careful as this part may be blocked in some cases.



* Recommend. If you want to kind of tea leaves directly inside of kettle, please use a separate net.

5. 본 제품의 취수구는 흐름방지 구조를 채택하고 있지만 끓는 물을 따르실 때는 뜨거우니 특히 조심해 주세요.

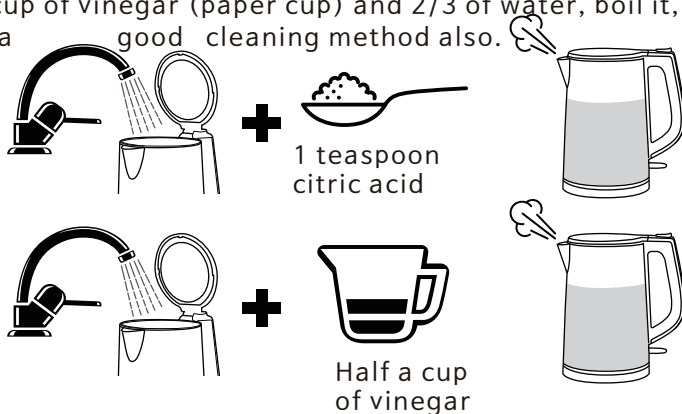
6. Do not boil water with the lid open. The automatic temperature sensor does not sense the temperature and can continue to boil.

Be sure to close the lid before operating.



When using for the first time, throw away boiled water 1-2 times.
When using the product for the first time, it may smell of iron, but it will disappear after several test

1. The inside is made of stainless steel. Do not clean with a rough brush or scrubber, but wipe it with a soft material such as a sponge.
2. It is recommended to fill with water about 2/3, boil with 1 teaspoon of citric acid and wash again.
3. Half a cup of vinegar (paper cup) and 2/3 of water, boil it, and wash it. This is a good cleaning method also.



4. Wipe the inside spout with water with a small brush such as a toothbrush.
 5. It is not recommended to clean the product's outside with a soft cloth and put it in the water.
- * The heating base is not immersed in water or washed with water. If there is anything dirty on it, wipe it off with a well-wet water cloth, etc. and be sure to dry well. Set on the main kettle body while remaining water is used, there is a danger of fire such as short circuit or electric shock.
6. When storing the product, dry it completely and store it in a dry place with no heat.

specification

- product name dhdh electric kettle
- model JK17MB-150
- product capacity 1.7L
- Product weight 1.2kg

- rated power 1500W
- rated voltage 120V 60Hz
- material stainless, ABS
- product size 17×27×23cm
- manufacture COCON health

Important note: To protect your rights fill out this form and submit it to the place of purchase and keep the original receipt.

warranty

- product name : _____
- model : _____
- purchase date : _____
- address : _____

- customer name : _____
- wher to buy : _____
- contact number : _____

** This product is for use in USA. Repairs for overseas use or use in abnormal electrical areas are not applied even during the warranty period.

* Repairs due to consumer negligence and damage are not covered by the warranty period.

* This product is a household porduct, and the warranty period due to the use of commercial purpose is 1/2(6months) of the free warranty period.

For more information, please contact the customer center (- -)